

3.33pt

# 3D Matrix Transformations

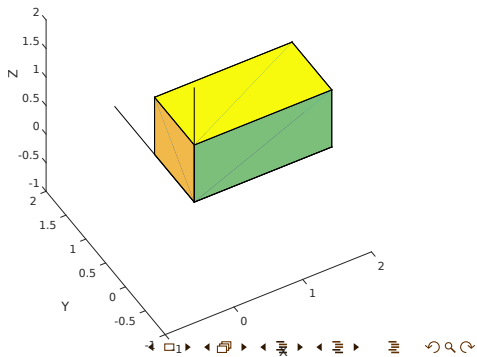
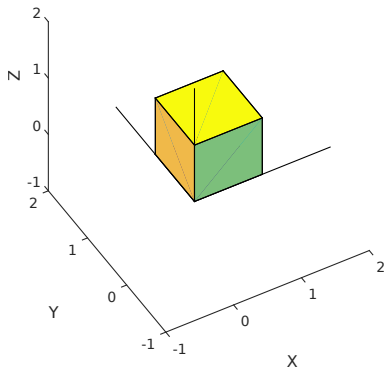
CS 476

Chris Tralie, Ursinus College

9/11/2019

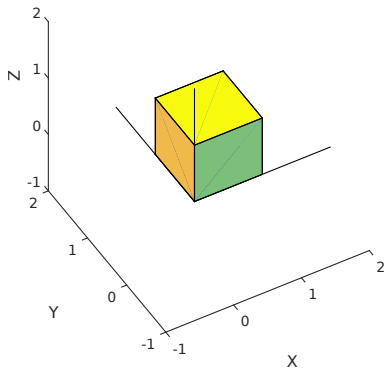
# 3D Scale X

$$\begin{bmatrix} 2 & 0 & 0 \\ 0 & 1 & 0 \\ 0 & 0 & 1 \end{bmatrix} \begin{bmatrix} x \\ y \\ z \end{bmatrix} = \begin{bmatrix} 2x \\ y \\ z \end{bmatrix}$$

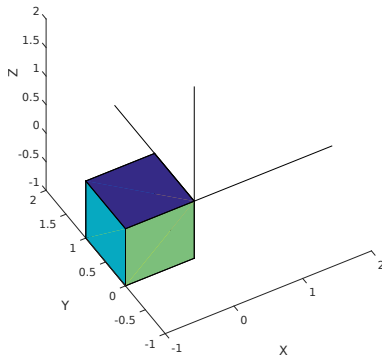


# 3D Flip XZ

$$\begin{bmatrix} -1 & 0 & 0 \\ 0 & 1 & 0 \\ 0 & 0 & -1 \end{bmatrix} \begin{bmatrix} x \\ y \\ z \end{bmatrix} = \begin{bmatrix} -x \\ y \\ -z \end{bmatrix}$$



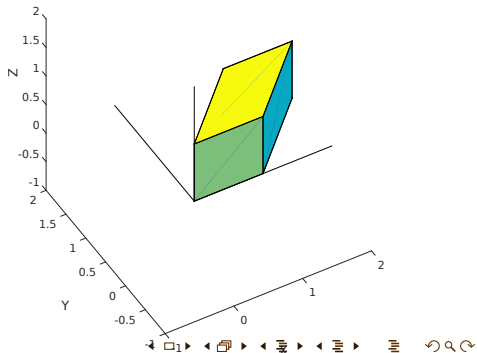
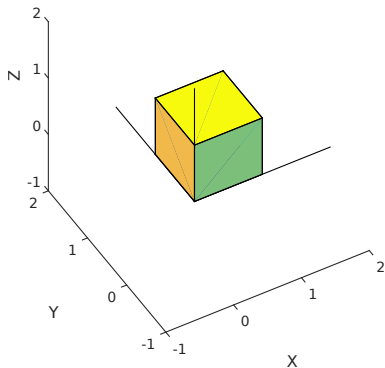
Before



After

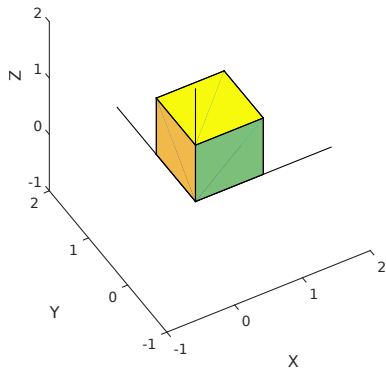
# X Shear Along Y

$$\begin{bmatrix} 1 & 1 & 0 \\ 0 & 1 & 0 \\ 0 & 0 & 1 \end{bmatrix} \begin{bmatrix} x \\ y \\ z \end{bmatrix} = \begin{bmatrix} x + y \\ y \\ z \end{bmatrix}$$

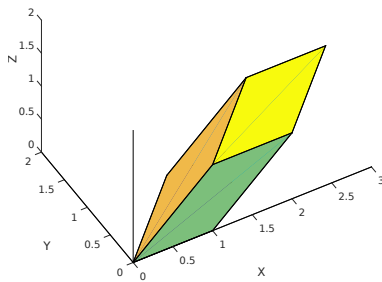


# X Shear Along Y and Z

$$\begin{bmatrix} 1 & 1 & 1 \\ 0 & 1 & 0 \\ 0 & 0 & 1 \end{bmatrix} \begin{bmatrix} x \\ y \\ z \end{bmatrix} = \begin{bmatrix} x + y + z \\ y \\ z \end{bmatrix}$$



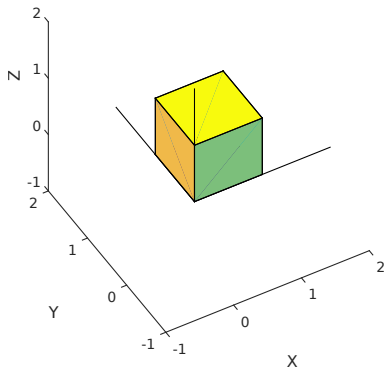
Before



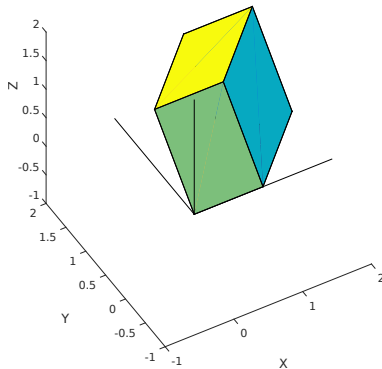
After

# X Shear Along Y, Y Shear Along Z

$$\begin{bmatrix} 1 & 1 & 0 \\ 0 & 1 & 1 \\ 0 & 0 & 1 \end{bmatrix} \begin{bmatrix} x \\ y \\ z \end{bmatrix} = \begin{bmatrix} x + y \\ y + z \\ z \end{bmatrix}$$



Before



After

# X Shear Along Y, Y Shear Along Z

$$\begin{bmatrix} 1 & 1 & 0 \\ 0 & 1 & 1 \\ 0 & 0 & 1 \end{bmatrix} \begin{bmatrix} x \\ y \\ z \end{bmatrix} = \begin{bmatrix} x + y \\ y + z \\ z \end{bmatrix}$$

Interactive Demo



# 3D Homogenous Coordinates

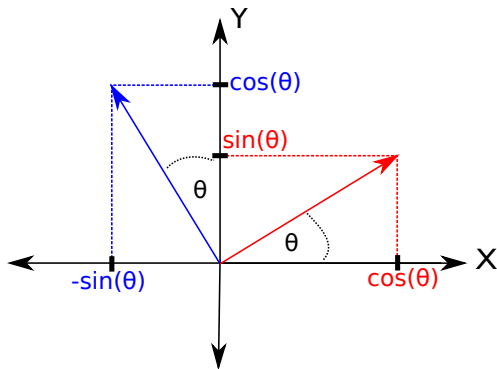
$$A = \begin{bmatrix} A_{11} & A_{12} & A_{13} & T_x \\ A_{21} & A_{22} & A_{23} & T_y \\ A_{31} & A_{32} & A_{33} & T_z \\ 0 & 0 & 0 & 1 \end{bmatrix}$$

# 3D Homogenous Coordinates

$$A = \begin{bmatrix} A_{11} & A_{12} & A_{13} & T_x \\ A_{21} & A_{22} & A_{23} & T_y \\ A_{31} & A_{32} & A_{33} & T_z \\ 0 & 0 & 0 & 1 \end{bmatrix}$$

$$A \begin{bmatrix} x \\ 1 \end{bmatrix} = \begin{bmatrix} A^{3 \times 3} x + \begin{bmatrix} T_x \\ T_y \\ T_z \end{bmatrix} \\ 1 \end{bmatrix}$$

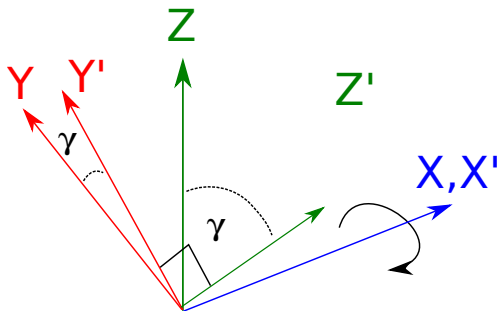
# 2D Rotation Matrix Design: Review



$$\begin{bmatrix} \cos(\theta) & -\sin(\theta) \\ \sin(\theta) & \cos(\theta) \end{bmatrix}$$

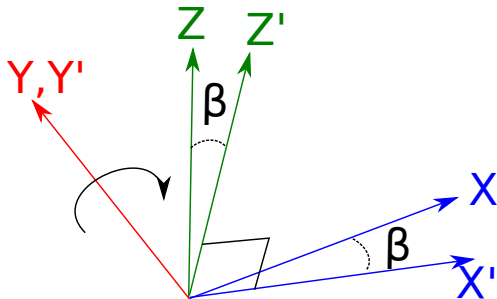
# Rotation About X

$$R_X(\gamma) = \begin{bmatrix} 1 & 0 & 0 \\ 0 & \cos(\gamma) & -\sin(\gamma) \\ 0 & \sin(\gamma) & \cos(\gamma) \end{bmatrix}$$



# Rotation About Y

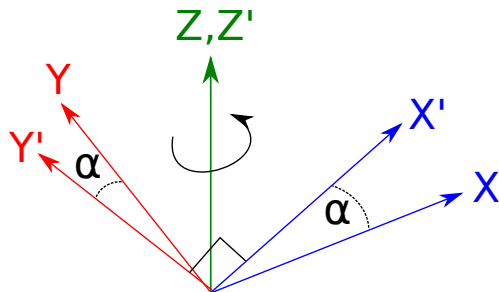
$$R_Y(\beta) = \begin{bmatrix} \cos(\beta) & 0 & \sin(\beta) \\ 0 & 1 & 0 \\ -\sin(\beta) & 0 & \cos(\beta) \end{bmatrix}$$



This one hurts the brain a little

# Rotation About Z

$$R_Z(\alpha) = \begin{bmatrix} \cos(\alpha) & -\sin(\alpha) & 0 \\ \sin(\alpha) & \cos(\alpha) & 0 \\ 0 & 0 & 1 \end{bmatrix}$$



Just like the normal 2D  $XY$  rotation

Can chain these matrices together in any order, such as

$$R_{ZYX} = R_X(\gamma)R_Y(\beta)R_Z(\alpha)$$

$$R_{XYZ} = R_Z(\alpha)R_Y(\beta)R_X(\gamma)$$

Resulting matrix is always *orthogonal*

## Euler Angles Demo